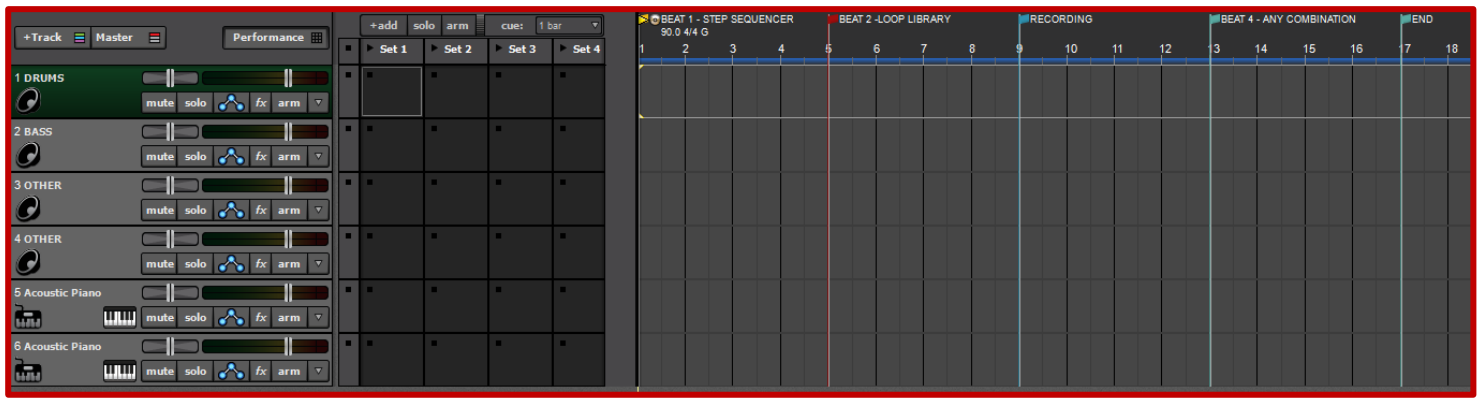


## Project 6B – Backbeats

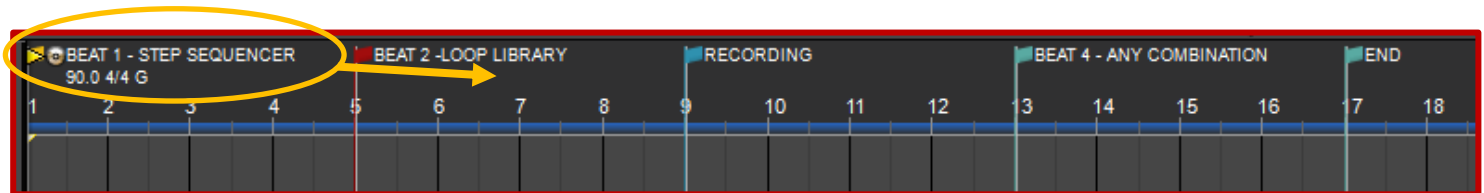
Music Production & Engineering – Level 1

This project will have you explore MIXCRAFT and its ability to create Beats & Loops for song/music construction. You will be creating a music composition/project that will consist of FOUR different BASS & DRUM loops. A template has been set up for all students to use.



### PROCEDURES:

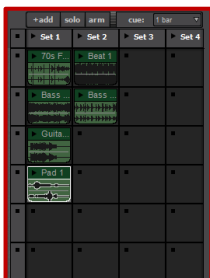
1. Download and open the BACKBEAT PROJECT TEMPLATE.
2. You will notice that there are markers at the top to designate the 4 different patterns that you will create.



3. You will also need to click the PERFORMANCE tab to open the performance panel.
4. Use the PERFORMANCE panel to drag and drop loops, step sequences, and recordings.
5. Watch the following video for a review on [HOW TO USE THE PERFORMANCE PANEL.](#)
6. Each section should have at least FOUR tracks:

Track 1: **DRUMS**    Track 2: **BASS**    Track 3: **Your Choice**    Track 4: **Your Choice**

7. Load each loop, sequence, or recording into the PERFORMANCE panel.
8. Use that panel as a “storage area” for your project.



9. Continue process to make four SEPARATE backbeats. Back beats should be of different styles. This is NOT a complete song project!
10. Save your project in the MUSIC SHARE FOLDER (Project 6b, Last Name)